
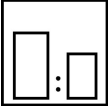





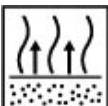



Intended use

Mipa P 97 PE-multi-soft putty is a body filler with adhesion on steel plates, zinc plates, aluminium, tinned surfaces, GRP (fiberglass) and wood. Short drying time, easy sandability as well as high-build application without pores are further characteristics of this premium product.

Spreading rate: --

General informations

	Colour beige					
	Mixing ratio	Hardener		by weight (lacquer : hardener)	by volume (lacquer : hardener)	
	Mipa Härter P	100	2	--	--	
	Hardener	for complete paintwork		for partial paintwork		
	--	--		--		
	Pot life 3 - 4 min. with Mipa Härter P at 70 °F (20 °C)					
	Thinner --					
	Spray viscosity gravity spray gun	Airmix/Airless				
	--	--				
	Application mode	Hardener	pressure (bar)	nozzle (mm)	spray passes	Thinner
	--	--	--	--	--	--
	Flash-off time --					
Dry coat thickness --						
	Drying time	dust dry	set to touch	ready for assembly	sandable	recoatable
	object temperature					
	70 °F (20 °C)	--	--	--	20 min.	--
	140 °F (60 °C)	--	--	--	5 min.	--

Note

- Storage:** In tightly closed original containers at least 1 year shelf life.
Storage temperature range 50 - 86°F (10 - 30 °C)
Protect package from direct sunlight and heat.
- VOC Information:** less exempt solvents 8 g/l / 0.1 lb/gl
with exempt solvents 8 g/l / 0.1 lb/gl
Always check local VOC laws to ensure that the use of Mipa products is compliant in your area.
- Processing conditions:** From 50 °F (10°C) and up to 80 % relative air humidity.
Ensure an adequate supply and exhaust air ventilation.
Polyester body filler and putty does not cure at a temperature of below 50 °F (10°C).
- General informations:** The substrate must be clean, dry and free from grease. Sand the surface slightly. Remove not cured old paint works and priming coats. Do not apply to thermoplastic or acidic products (etchprimer). Mix well the material with the hardener. Do not add more than 3% of hardener - Härter P! Underdosage or overdosage of the hardener may lead to spotting in the finishing coat. Before each application clean and degrease the whole surface. Derust completely damaged areas and dry sand with P 80/150 abrasive paper. After drying of P97, dry sand with P 120/240. Before applying the filler dry sand with P240/360 to a matt surface. Before applying the paint apply a coat of Mipa 1K or 2K Filler. Prime in advance with Mipa EP-Primer-Surfacer or Mipa EP Multi-Filler HB 2.1 (see technical data sheet) to improve the corrosion protection, e.g. of vintage cars.
- Tools should be cleaned immediately after use.
- Safety aspect:
For professional use only. Not for sale to or use by the general public. Before opening the packages be sure you understand the warning Messages on the Labels and Safety Data Sheets of all components since the mixture will have the hazards of all of its parts. The manufacturer recommends the use of an air supplied Respirator when exposed to vapors or spray mist.
- Medical Response:
Emergency Medical or Spill Control Information 011 49(0)700 24112112 (MIP)
US Emergency Phone Number (for transportation incidents only) 1-800-535-5053 (Infotrac)
- Exclusive Importer: Fleetwood Products
3 American Way, Suite 15, Spotswood, NJ 08884 www.mipa-usa.com
fleetwood@mipa-usa.com. 732-416-9590 Phone, 732-416-9592 Fax.